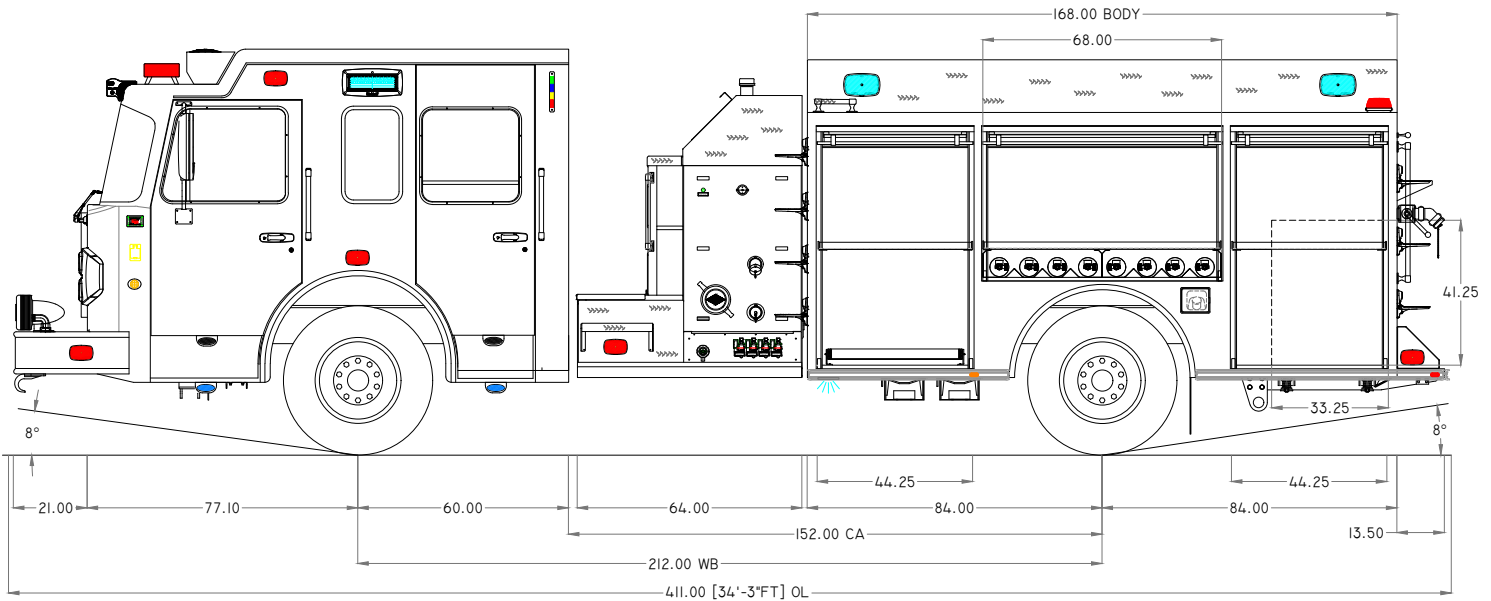


S-180 CUSTOM PUMPER

MODEL #2113



CHASSIS

- Spartan Metro Star EMFD 10" Raised Roof
- Seating Capacity 5
- Cummins ISL 450 HP Engine
- Allison 3000 EVS Transmission
- Extreme Duty Interior
- Advanced Protection System®
- Independent Front Suspension
- Axles: 20,000 Front, 27,000 Rear
- 21" Front Bumper Extension
- 212" Wheelbase
- Advanced Climate Control
- Rear View Backup Camera
- Side Scene Lighting
- Michelin Tires
- Severe Duty Front Bumper
- Dual Grover Brand Stutter Air Horns
- Q2B

PUMP & PLUMBING

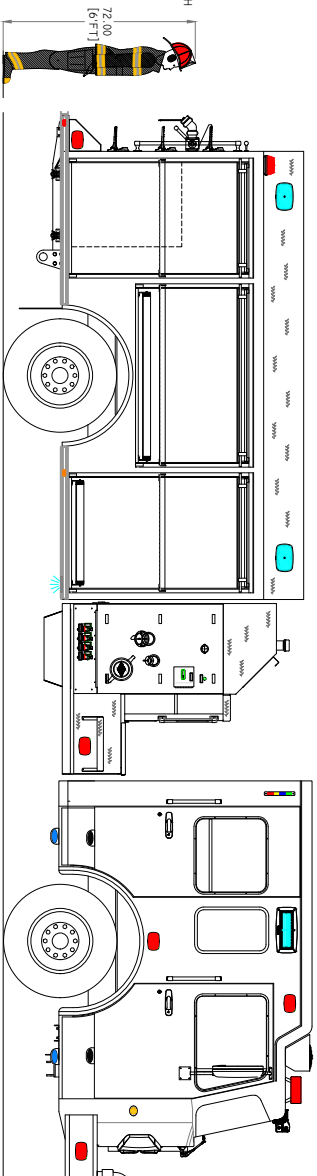
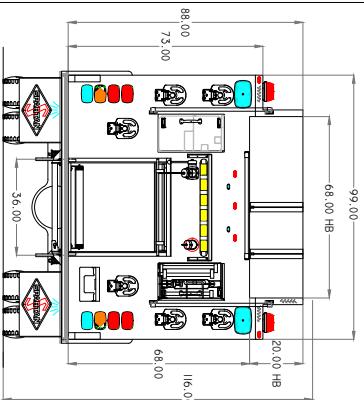
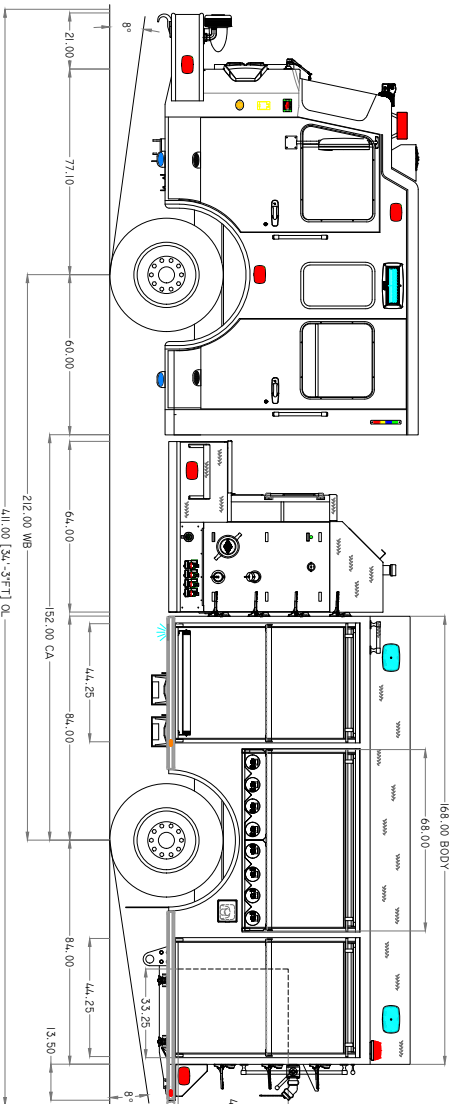
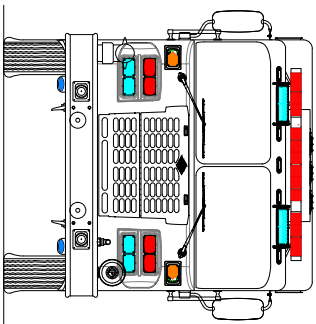
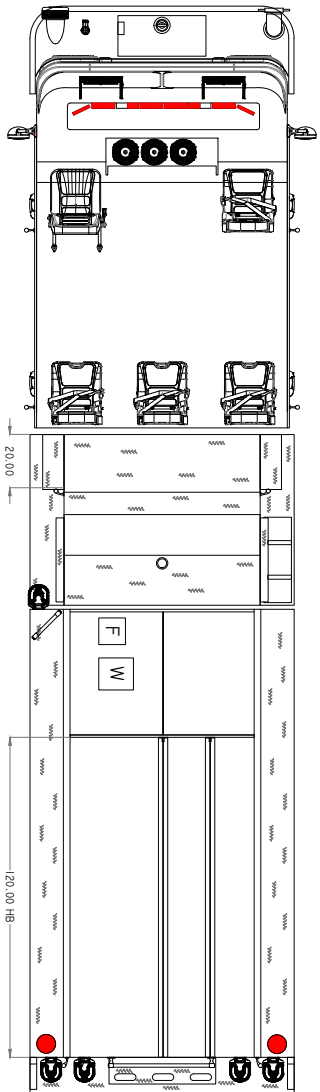
- Waterous CXSC20 1500 GPM Pump
- Top Mount Controls
- Trident Air Primer
- FRC InControl Pressure Governor
- UPF 1000 Gallon Poly Water Tank
- 20 Gallon Foam Cell
- Future Foam System Capable
- (1) 2.5" Left Side Auxiliary Inlet
- (1) 2.5" Left Side Discharge
- (1) 2.5" Right Side Discharge
- (1) 3" Right Side Discharge w/4" Storz
- (1) 2.5" Left Rear Discharge
- (1) 3" Deck Gun Discharge
- TFT Extenda-Gun
- (2) 1.75" Speedlays
- (1) 1.5" Front Bumper Discharge
- 2.5" Direct Tank Fill

BODY

- 168" Formed Aluminum Body
- Vibra-Torque Body Mounting System
- ROM Series IV Roll-up Doors
- Full Height w/ Split Depth Compartments
- Ladders (Duo Safety, 24', 14', 10' Attic)
- Left Side SCBA storage for (8) Cylinders
- Enclosed storage for two Hard Hose
- Wheel Well Roll-Out Drawer
- Eck Anti-Corrosion Process
- Durable Compartment Finish
- OnScene Access LED Compartment Lighting
- Whelen LED Lighting Package
- Whelen Side & Rear Scene Lights



COMPARTMENT	VOLUME (CUBIC FEET)
L1	38.7/L
L2	27.2/9
L3	36.5/0
R1	38.7/L
R2	27.2/9
R3	36.5/0
B1	32.0/0
HOSE BED AREA	97.4/L



CUSTOMER
 THIS DRAWING IS A CLOSE APPROXIMATION OF YOUR FIRE APPARATUS. IN ALL CASES WHERE THE DRAWING AND FIRE APPARATUS DO NOT MATCH, THE DRAWING SHALL PREVAIL. PLEASE WORK WITH YOUR DEALER TO ASSURE THAT THE WRITTEN SPECIFICATION REPRESENTS WHAT YOU WANT IN YOUR APPARATUS. ANY CHANGES TO THE WRITTEN SPECIFICATION SHALL BE NOTED IN THIS DRAWING TO ASSURE THAT YOUR NEEDS ARE MET.

PROPRIETARY AND CONFIDENTIAL
 THE INFORMATION CONTAINED IN THIS DRAWING IS THE SOLE PROPERTY OF SPARTAN. IT IS TO BE USED ONLY FOR THE SPECIFIC PROJECT AND FOR THE SPECIFIC FIRE APPARATUS. ANY REUSE OR REPRODUCTION OF THIS DRAWING WITHOUT THE WRITTEN PERMISSION OF SPARTAN IS STRICTLY PROHIBITED. SPARTAN ACCEPTS NO LIABILITY FOR ANY ERRORS OR OMISSIONS. SPARTAN ACCEPTS NO LIABILITY FOR ANY DAMAGES, INCLUDING CONSEQUENTIAL DAMAGES, ARISING FROM THE USE OF THIS DRAWING.

REV	DATE	SCALE	DESCRIPTION	W.C.	DATE
2	08/17/22		PLUMBING UPDATE	NKS	
1	03/24/22		ENGINEERING REVIEW	JM	
0	01/31/22		UPDATE FROM -09	W.C.	

TRUCK NUMBER: MODEL 2113-10
 DEALER:

CHASSIS: SPARTAN METRO STAR EMED 10" RR
 ENGINE: CUMMINS L9 450 HP
 TRANSMISSION: ALLISON 3000 EVS
 AXLES: F 20,000 LB / R 27,000 LB
 MODEL: 2113
 WATER/FOAM: 1000 GALLONS / 20 GALLONS
 PUMP: WATERIOUS CXS 1500 GPM
 FOAM SYSTEM: N/A
 GENERATOR: N/A

COMPARTMENT	DOOR FRAMED OPENING
L1	44.25-W X 68.0-H
L2	68.0-W X 43.0-H
L3	44.25-W X 68.0-H
R1	44.25-W X 68.0-H
R2	68.0-W X 43.0-H
R3	44.25-W X 68.0-H
B1	36.0-W X 36.0-H

SPECIAL NOTES
LADDER PACKAGE:
 (1) DOCSAFETY 24 FT 2-SEC 900A
 (1) DOCSAFETY 16 FT 900B 753A
 (1) DOCSAFETY 10 FT 900C 550A
STORAGE FOR:
 (2) 07 HAMB SECTION HOSES
 (2) Standard floor plate rails



PUTTING FIRST RESPONDERS FIRST.

spartaner.com/s-180